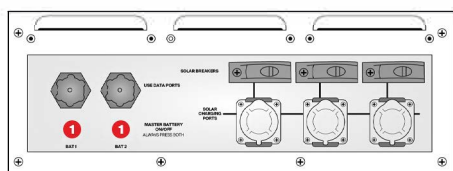


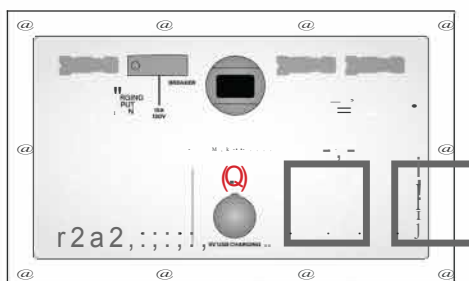
Voltstack® 5k Quick Start Guide

For support, call **604-901-2500** or email netflix@portable-electric.com

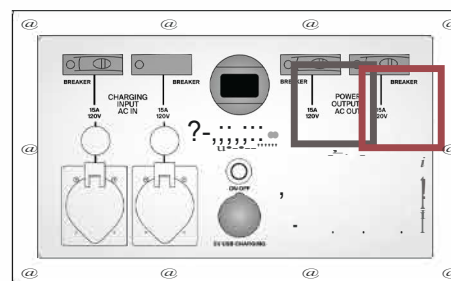
Turn On



- 1 Push both "BAT 1" and "BAT 2" buttons on the back of the unit. Blue lights will illuminate.

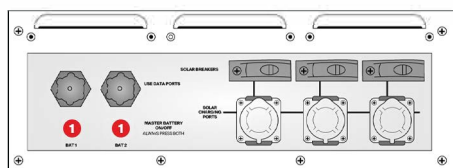


- 2 Press the "ON/OFF" button on the front of the unit and wait for seven seconds.

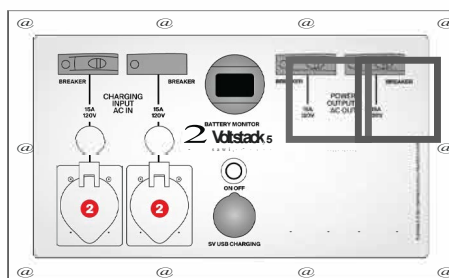


- 3 These green lights will illuminate to indicate that the Voltstack is ready to use.

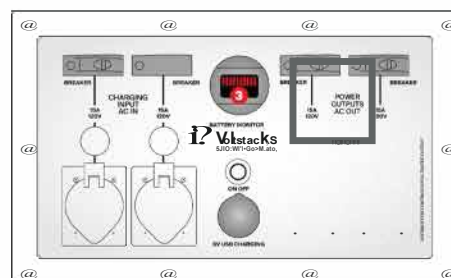
Charge



- 1 Push both "BAT 1" and "BAT 2" buttons on the back of the unit. Blue lights will illuminate. This must be on for the unit to charge.

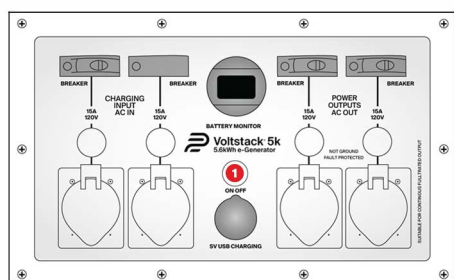


- 2 Plug the cord(s) into the charging ports. Orange lights will illuminate to indicate that your Voltstack is charging.

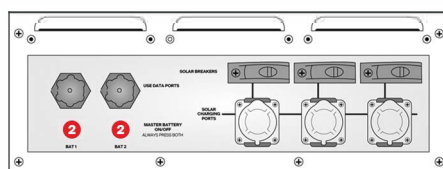


- 3 Charging is complete when the battery monitor displays full bars.

Turn Off



- 1 Press the "ON/OFF" button on the front of the unit and wait for the green lights to turn off.



- 2 Push both "BAT 1" and "BAT 2" buttons on the back of the unit to turn off your Voltstack.



Troubleshooting errors

1. Initial troubleshooting procedure:

- Ensure all breakers are in the on position
- Perform a power cycle:
 - Turn your Voltstack off
 - Wait 10 seconds
 - Turn your Voltstack on again

2. There is no power at the output receptacles:

- Complete step 1
- If there is still no power, call 604-901-2500 for support

3. The green lights do not illuminate:

- Complete step 1, then check for power at the output receptacle.
- Ensure both breakers above the outlet receptacles are in the on position.
- If there is power, it is an issue with the output lights.
- Your Voltstack is still operational. Call 604-901-2500 for support.

4. The unit is not charging:

- Complete step 1
- If your Voltstack still does not charge, see step 5.

5. The orange charging lights do not illuminate:

- Check input power source and ensure the plug is connected properly and pushed in all the way.
- If your Voltstack still does not charge, please call 604-901-2500 for support.

6. Voltstack's charge does not last as long as normal:

- Ensure that both master battery buttons located on the back of the Voltstack are turned on. They must illuminate blue.
- Charge the Voltstack back to full.
- If your Voltstack still does not last as long as normal, please call 604-901-2500 for support.